

LEVEL VI
EFFICIENCY
EMI & EMC



Features

- Meets UL/EN/IEC60601-1-2, 4th edition for EMC*
- Approved to EN/IEC/UL60601-1, 3rd edition
- 2 MOPP Input to Output Isolation
- Meets DoE Efficiency Level VI Requirements
 - No load input power
 - Average Efficiency
- Up to 40W of AC-DC Power
- Universal Input 90-264Vac Input Range
 - Desktop and Wall-Plug versions
- Meets EN55011/CISPR11, FCC Part 15.109 Class B Conducted & Radiated Emissions, with 6db margin
- IP22 Rated Enclosure
- E-cap life of >8 years
- >1,000,000 hours MTBF
- 3 Year Warranty

Description

A high performance AC to DC external power supply family designed for medical applications. The ME40A Medical Series low power external AC-DC power supplies are approved to safety EN/IEC/UL60601-1, 3rd edition with isolation levels which satisfy the 2 MOPP requirements and designed to UL/EN/IEC60601-1-2, 4th edition for EMC*. The ME40A Series models will operate at universal input range of 90 to 264Vac over the wide temperature range of -20°C to +50°C, delivering full rated output power up to +40°C and applicable output power derating at 50°C. These models are available in desktop and wall-plug versions, include an IP22 rating per IEC60529 for the enclosure, and output cable terminated at a variety of output connectors.

*Consult Factory for Table 9 compliance information.

Model Selection

Model Number	Volts	Output Current	Output Power	Ripple & Noise ¹	Line Regulation	Load Regulation	Overvoltage Trip Range	Output Connector	Input Configuration
ME40A1203F01	12.0V	3.40A	40W	120mV pk-pk	±1%	±5%	120%-150%	2.5 x 5.5 x 9.5mm	Class I Desktop, IEC60320 C14 Receptacle
ME40A1803F01	18.0V	2.22A	40W	180mV pk-pk	±1%	±5%	120%-150%	Straight Barrel Type, center positive	
ME40A2403F01	24.0V	1.70A	40W	240mV pk-pk	±1%	±5%	120%-140%	center positive	
ME40A1203N01	12.0V	3.40A	40W	120mV pk-pk	±1%	±5%	120%-150%	2.5 x 5.5 x 9.5mm	Class II Desktop, IEC60320 C8 Receptacle
ME40A1803N01	18.0V	2.22A	40W	180mV pk-pk	±1%	±5%	120%-150%	Straight Barrel Type, center positive	
ME40A2403N01	24.0V	1.70A	40W	240mV pk-pk	±1%	±5%	120%-140%	center positive	
ME40A1203Q01	12.0V	3.40A	40W	120mV pk-pk	±1%	±5%	120%-150%	2.5 x 5.5 x 9.5mm	Class II Desktop, IEC60320 C18 Receptacle
ME40A1803Q01	18.0V	2.22A	40W	180mV pk-pk	±1%	±5%	120%-150%	Straight Barrel Type, center positive	
ME40A2403Q01	24.0V	1.70A	40W	240mV pk-pk	±1%	±5%	120%-140%	center positive	
ME40A1203B01	12.0V	3.40A	40W	120mV pk-pk	±1%	±5%	120%-150%	2.5 x 5.5 x 9.5mm	Class II Wall-Plug, Interchangeable Blades ²
ME40A1803B01	18.0V	2.22A	40W	180mV pk-pk	±1%	±5%	120%-150%	Straight Barrel Type, center positive	
ME40A2403B01	24.0V	1.70A	40W	240mV pk-pk	±1%	±5%	120%-140%	center positive	
ME40A1203C01	12.0V	3.40A	40W	120mV pk-pk	±1%	±5%	120%-150%	2.5 x 5.5 x 9.5mm	Class II Wall-Plug, Fixed North American Blades ³
ME40A1803C01	18.0V	2.22A	40W	180mV pk-pk	±1%	±5%	120%-150%	Straight Barrel Type, center positive	
ME40A2403C01	24.0V	1.70A	40W	240mV pk-pk	±1%	±5%	120%-140%	center positive	

- Notes:
1. Measured at the output connector, with noise probe directly across output and load terminated with 0.1µF ceramic and 10µF low ESR capacitors.
 2. Standard models are fitted with North American blades. Order blade kit KT-1027K for other blades (EU, UK, Australia)
 3. For EU fixed blades, replace "C" in the model number with "M", for UK blades, replace "C" with "G", for Australia blades, replace "C" with "H".
 4. All specifications are typical at nominal input, full load, at 25°C ambient unless noted.

General Specifications

AC Input	100-240Vac, ±10%, 47-63Hz, 1Ø	Turn On Time	Less than 700mS @115Vac, full load
Input Current	115Vac: 1.2A, 230Vac: 01.6A	Hold-up Time	20mS min., at full Load, 100Vac input
Inrush Current	264Vac, cold start: will not exceed 40A	Overtemperature Protection	Will shutdown upon an overtemperature condition, auto-recovery.
Input Fuses	F1, F2: 2.0A, 250Vac fuses (line & neutral lines) provided on all models	Overload Protection	130 to 180% of rating, Hiccup Mode
Earth Leakage Current	Input-GND: <500µA@264Vac, 60Hz, NC Output-GND: <4mA@264Vac, 60Hz, NC	Short Circuit Protection	Hiccup Mode, auto recovery.
Efficiency	>87%, typical	Overvoltage Protection	Hiccup mode. See models chart for trip ranges.
Output Power	40W continuous – See models chart for specific voltage model ratings.	Isolation	Input-Output: 2 MOPP Input-Ground: 1 MOPP Output-Ground: 1 MOPP
No Load Input Power	<0.1W per DoE Efficiency Level VI Requirements	Safety Standards	EN/IEC/UL60601-1, 3rd edition and
Ripple and Noise	See models chart on pg 1.	Operating Temperature	-20°C to +50°C Start Up at -40°C, full load, (warmup period before all parameters are within published specifications).
Output Voltage	See models chart on pg 1.	Temperature Derating	Derate output power above 40°C to TBD at 50°C
Transient Response	500µs response time for return to within 0.5% of final value for any 50% load step over the range of 5% to 100% of rated load, $\Delta I/\Delta t < 0.2A/\mu s$. Max. voltage deviation is +/-3.5%.	Storage Temperature	-40°C to +85°C
Regulation	See models chart on pg 1.	Altitude	Operating: to 5000m. Non-operating: -500 to 40,000 ft.
Drop Test	1.4m from table top to wooden platform, 6 faces.	Relative Humidity	5% to 95%, non-condensing
Vibration	Operating: 0.003g/Hz, 1.5grms overall, 3 axes, 10 min/axis, 1-500Hz. Non-Oper.: random waveform, 3 minutes per axis, 3 axes and Sine waveform, Vib. frequency/acceleration: 10-500Hz/1g, sweep rate of 1 octave / minutes, Vibration time of 10 sweeps / axes, 3 axes	Shock	Operating: Half-sine, 20gpk, 10mS, 3 axes, 6 shocks total Non-Operating: Half-sine waveform, impact acceleration of 100G, Pulse duration of 6 mS, Number of shocks: 3 for each of the three axis
Dimensions	See outline drawings	MTBF	>1,000,000 hours, full load, 110 & 220Vac input, 25°C amb., per Telcordia 332 Issue 6.
Weight	250g	E-Cap Life	>8 year life based on calculations at 115Vac/60Hz & 230Vac/50Hz, ambient 25°C at 24 hrs per day, 365 days/year, 6 power up cycles per day.

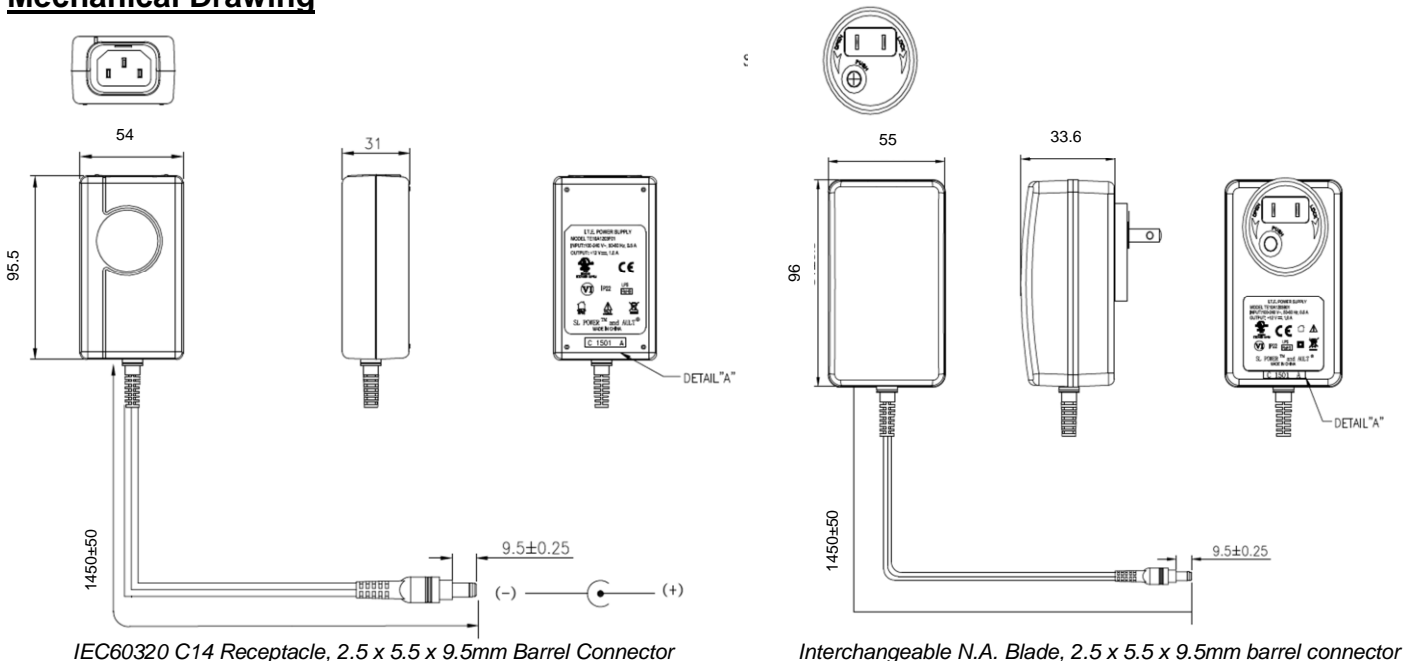
All specifications are typical at nominal input, full load, at 25°C ambient unless noted.

EMI/EMC Compliance

Conducted Emissions:	EN55011/CISPR22 Class B, FCC Part 15.107, Class B: 6db margin typ, at 115 and 230Vac
Radiated Emissions:	EN55022/CISPR22 Class B, FCC Part 15.109, Class B: 3db margin typ, at 115 and 230Vac
Common Mode Noise:	High Frequency (100kHz-20MHz): <40mA pk-pk
Electro-Static Discharge (ESD) Immunity on Power ports:	EN55024/IEC61000-4-2, Level 4: +/- 8kV contact, +/- 15kV air, Criteria A IEC60601-1-2, 4 th Edition, Table 4
Radiated RF EM Fields Susceptibility	EN55022/EN61000-4-3, 10V/m, 80MHz-2.7GHz, 80% AM at 1kHz IEC60601-1-2, 4 th Edition, Table 4
Electrical Fast Transients (EFT) /Bursts:	EN55024/IEC61000-4-4, Level 4, +/- 4kV, 100Khz rep rate, 40A, Criteria A IEC60601-1-2, 4 th Edition, Table 5
Surges, Line to Line (Diff Mode) and Line to GND (CMN Mode)	EN55024/IEC61000-4-5, Level 4, +/-2kV DM, +/-4kV CM, Criteria A Surpasses IEC60601-1-2, 4 th Edition requirements.
Conducted Disturbances induced by RF Fields	EN55022/IEC61000-4-6, 3.6V/m – Level 4, 0.15 to 80Mhz; and 12V/m) in ISM and amateur radio bands between 0.15Mhz and 80Mhz, 80% AM at 1KHz IEC60601-1-2, 4 th Edition, Table 5.
Rated Power frequency magnetic fields	EN55024/IEC1000-4-8, Level 4: 30 A/m, 50/60 Hz IEC60601-1-2, 4 th Edition, Table 4
Voltage Interruptions, Dips, Sags & Surges	EN55024/IECEN61000-4-11: --100% dip for 20mS, Criteria A --100% dip for 500mS (250/300 cycles), Criteria B --60% dip for 100mS, Criteria B --30% dip for 500mS, Criteria A IEC60601-1-2, 4 th Edition, Table 5
Harmonic Current Emissions	EN55011/EN61000-3-2, Class A
Flicker Test	EN61000-3-3

All specifications are typical at nominal input, full load, at 25°C ambient unless noted.

Mechanical Drawing
























Notes:

1. All dimensions in mm.
2. Interchangeable blade models come with North American blade fitted. For other blades (EU, UK, Aust.) order blade kit KT1027K.

Connector Information

Standard models include a 2.5 x 5.5 x 9.5mm straight barrel type connector (Ault #3), center positive. Other standard options are listed below. The "03" in the standard model number is replaced by the applicable digits below:

Connector No.	Description	Connector No.	Description
02	2.0 x 5.5 x 9.5mm straight barrel plug - Center Positive 	44	2.0 x 5.5 x 9.5mm straight barrel plug, locking - Center Positive 
03	2.5 x 5.5 x 9.5mm straight barrel plug - Center Positive (Standard Models) 	45	2.5 x 5.5 x 9.5mm straight barrel plug, locking - Center Positive 
12	5 pin DIN-180 male connector (Pins 3, 5 = (+), pins 1, 2, 4 = (-)) 	48	3 pin Snap n Lock, Kycon Kpp-3P or equivalent (Pin 1 = (+), pin 2 = (-)) 
22	6 pin DIN male connector (Pins 1, 2 = (+), pins 4, 5 = (-)) 	49	4 pin Snap n Lock, Kycon Kpp-4P or equivalent (Pins 1, 3 = (+), pins 2, 4 = (-)) 
23	8 pin DIN male connector (Pins 3, 7 = (+), pins 1, 4, 6, 8 = (-), shell = FG) 	51	6 pin Minifit - Molex 39-01-2060 or equivalent (Pins 1, 4 = (+), pins 3, 6 = (-)) 
32	9 pin "D" type, female (Pin 8 = (+), pin 5 = (-), all others = NC) 	65	Stripped and Tinned Leads 
33	2.5 x 5.5 x 12.5mm straight barrel plug - Center Positive 	70	2.0 x 5.5 x 11mm right angle barrel plug (high retention) - Center Positive 
40	2.0 x 5.5 x 9.5mm right angle barrel plug (high retention) - Center Positive 	71	2.5 x 5.5 x 11mm right angle barrel plug (high retention) - Center Positive 
41	2.5 x 5.5 x 9.5mm right angle barrel plug (high retention) - Center Positive 	72	2.0 x 5.5 x 9.5mm straight barrel plug (high retention, no spark) - Center Positive 
42	2.0 x 5.5 x 11mm straight barrel plug (high retention) - Center Positive 	73	2.5 x 5.5 x 9.5mm straight barrel plug (high retention, no spark) - Center Positive 
43	2.5 x 5.5 x 11mm straight barrel plug (high retention) - Center Positive 	74	EIAJ#5 style connector - Center Positive 